

Scaled data based on original data using  
LM-79-08 Approved Method: Electrical and Photometric Measurements of Solid-  
State Lighting Products

Test Report Prepared for  
Cooper Lighting Solutions  
(formerly Eaton)

Brand: McGRAW-EDISON

Report Number: P385674

Luminaire Tested: **GWC-SA1B-727-U-T4FT-HSS**

Issue Date: 3/3/2020

**Test Information**

Test Method: LM-79-08  
Report Number: P385674  
TEST IS SCALED FROM IESNA LM-79-08 TEST DATA (G2-1903-205-17)  
Test Lab: INNOVATION CENTER  
Issue Date: 3/3/2020  
Manufacturer: COOPER LIGHTING SOLUTIONS (FORMERLY EATON)  
Product Line: MCGRAW-EDISON  
Catalog Number: GWC-SA1B-727-U-T4FT-HSS  
Description: GALLEON WALL LUMINAIRE  
(1) 70 CRI, 2700K, 800mA LIGHTSQUARE WITH 16 LEDS AND TYPE IV FORWARD  
THROW OPTICS WITH HOUSE SIDE SHIELD  
Light Source: -  
Ballast/Driver: ELECTRONIC DRIVER

**Summary**

Lumens per Lamp: N/A  
Luminaire Lumens: 3625 lumens  
Efficiency: N/A  
Efficacy: 82.4 lumens/watt  
Luminous Opening: Rectangular (W 0.5' x L: 0.5' x H: 0')  
IES Classification: Type IV - Short  
BUG Rating: B1 - U0 - G1

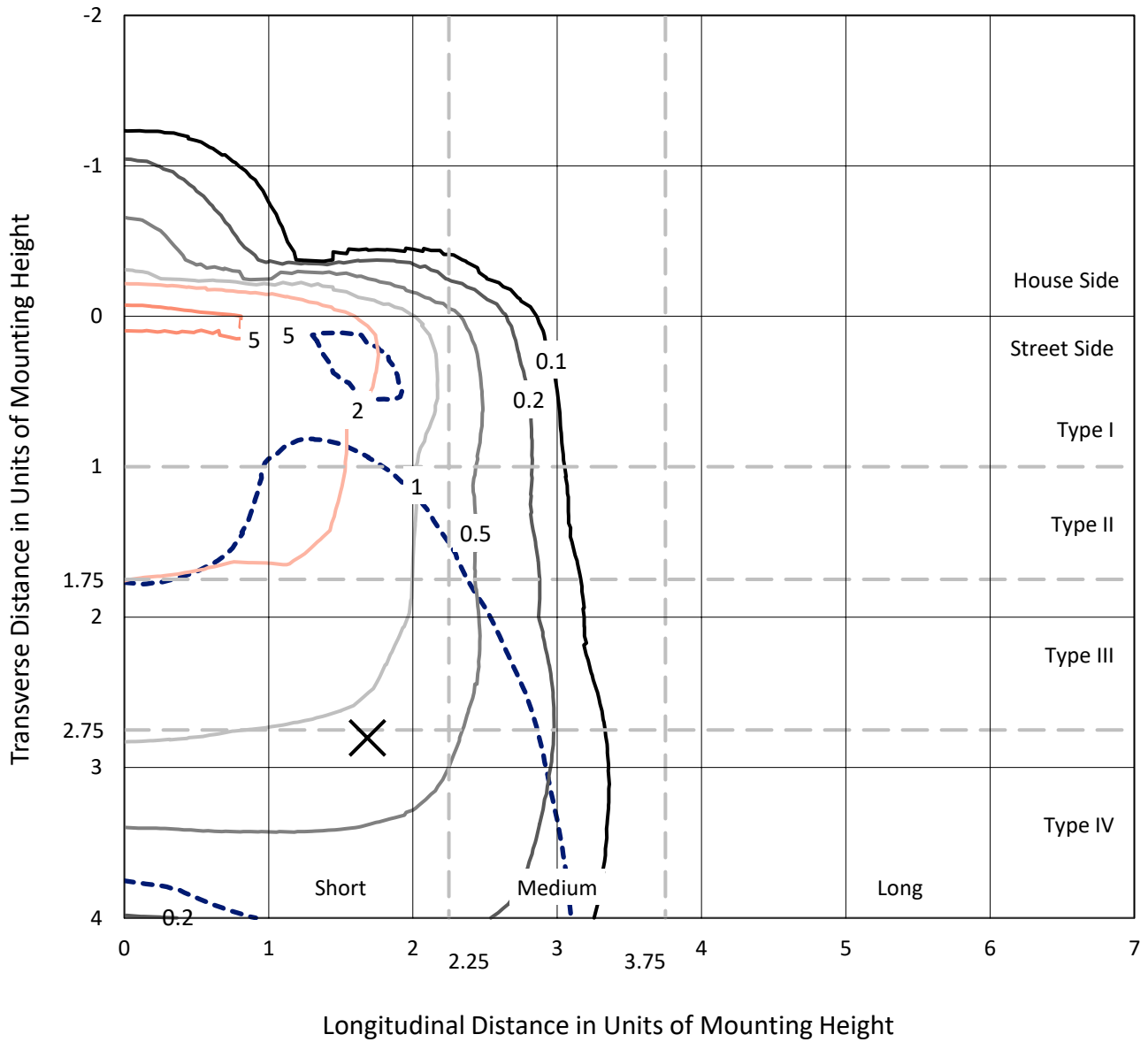
Input Watts (W): 44  
Input Voltage (V): NR  
Input Current (Ain): NR  
Voltage Rise (V): NR  
Power Factor: NR  
Total Harmonic Distortion (THDi): NR  
Frequency (hertz): 60  
Stabilization Time: NR  
Operation Time: NR  
Ambient Temperature (°C): NR  
Test Distance: 24 FT



REPORT NUMBER: P385674  
 CATALOG NUMBER: GWC-SA1B-727-U-T4FT-HSS

### Iso-Footcandle Lines of Horizontal Illumination

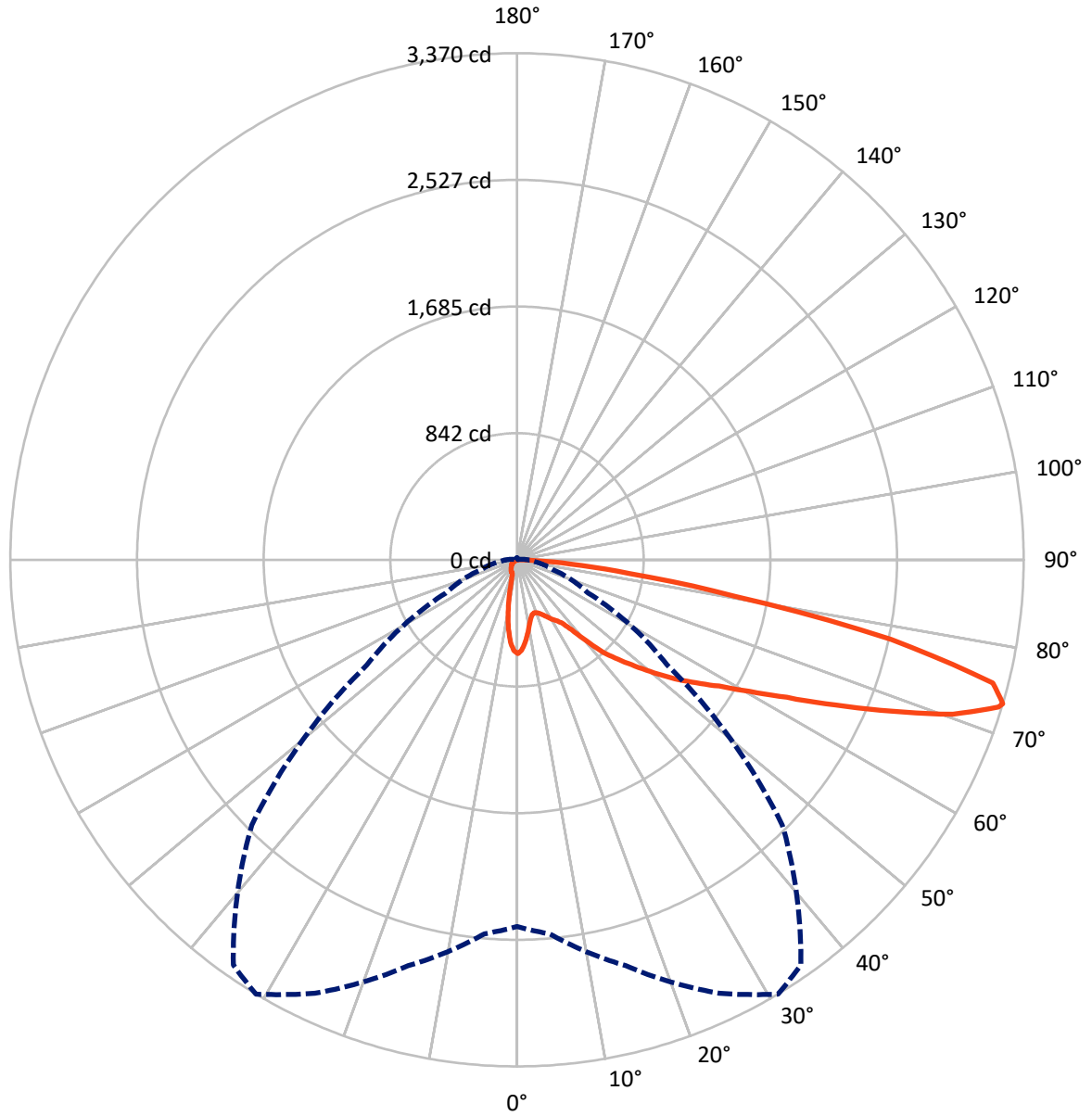
× Max cd  
 - - - 1/2 Max cd



Based on 10 foot mounting height. Maximum calculated value = 6.2 fc  
 Type IV - Short - N/A

REPORT NUMBER: P385674  
CATALOG NUMBER: GWC-SA1B-727-U-T4FT-HSS

### Luminous Intensity Polar Plot



— Vertical Plane Through 31-Deg Lateral    - - - Horizontal Cone Through 73-Deg Vertical

REPORT NUMBER: P385674

CATALOG NUMBER: GWC-SA1B-727-U-T4FT-HSS

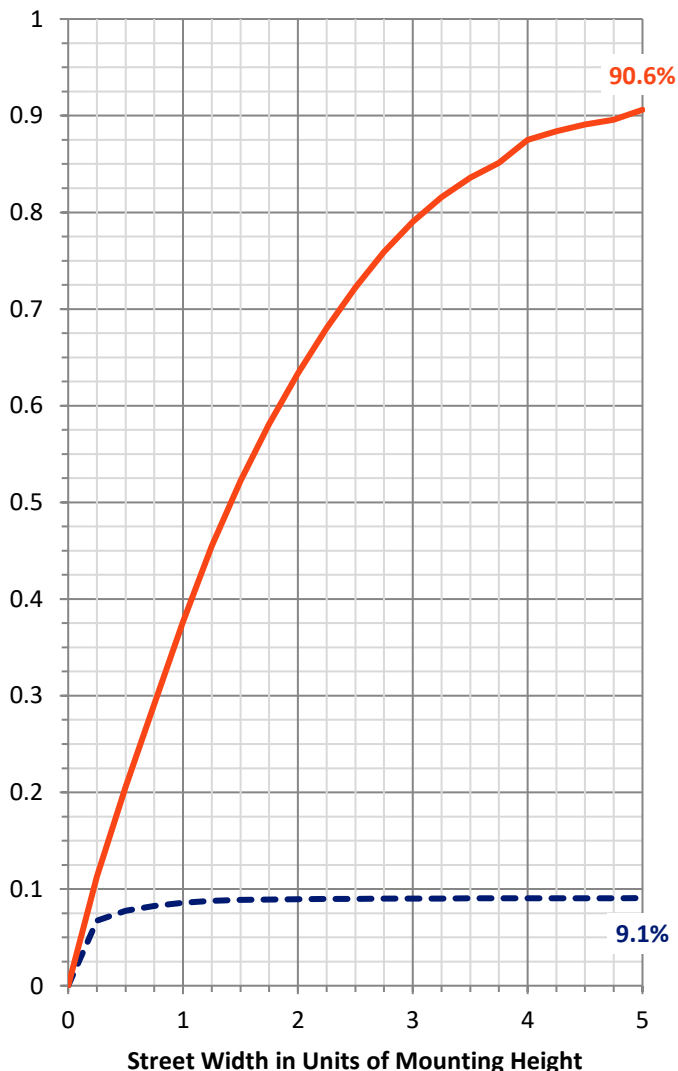
**FLUX DISTRIBUTION:**

		Downward	Upward	Total
<b>House Side</b>	Lumens	330.4	0.0	330.4
	% Fixture	9.1	0.0	9.1
<b>Street Side</b>	Lumens	3294.6	0.0	3294.6
	% Fixture	90.9	0.0	90.9
<b>Total</b>	Lumens	3625.0	0.0	3625.0
	% Fixture	100.0	0.0	100.0

**ZONAL LUMENS:**

Zone	Lumens	% Fixture
0°-10°	51.7	1.4
10°-20°	112.3	3.1
20°-30°	168.2	4.6
30°-40°	267.7	7.4
40°-50°	478.0	13.2
50°-60°	741.7	20.5
60°-70°	985.9	27.2
70°-80°	741.6	20.5
80°-90°	77.9	2.1
90°-100°	0.0	0.0
100°-110°	0.0	0.0
110°-120°	0.0	0.0
120°-130°	0.0	0.0
130°-140°	0.0	0.0
140°-150°	0.0	0.0
150°-160°	0.0	0.0
160°-170°	0.0	0.0
170°-180°	0.0	0.0
0°-90°	3625.0	100.0
0°-180°	3625.0	100.0

**Coefficient of Utilization**



REPORT NUMBER: P385674

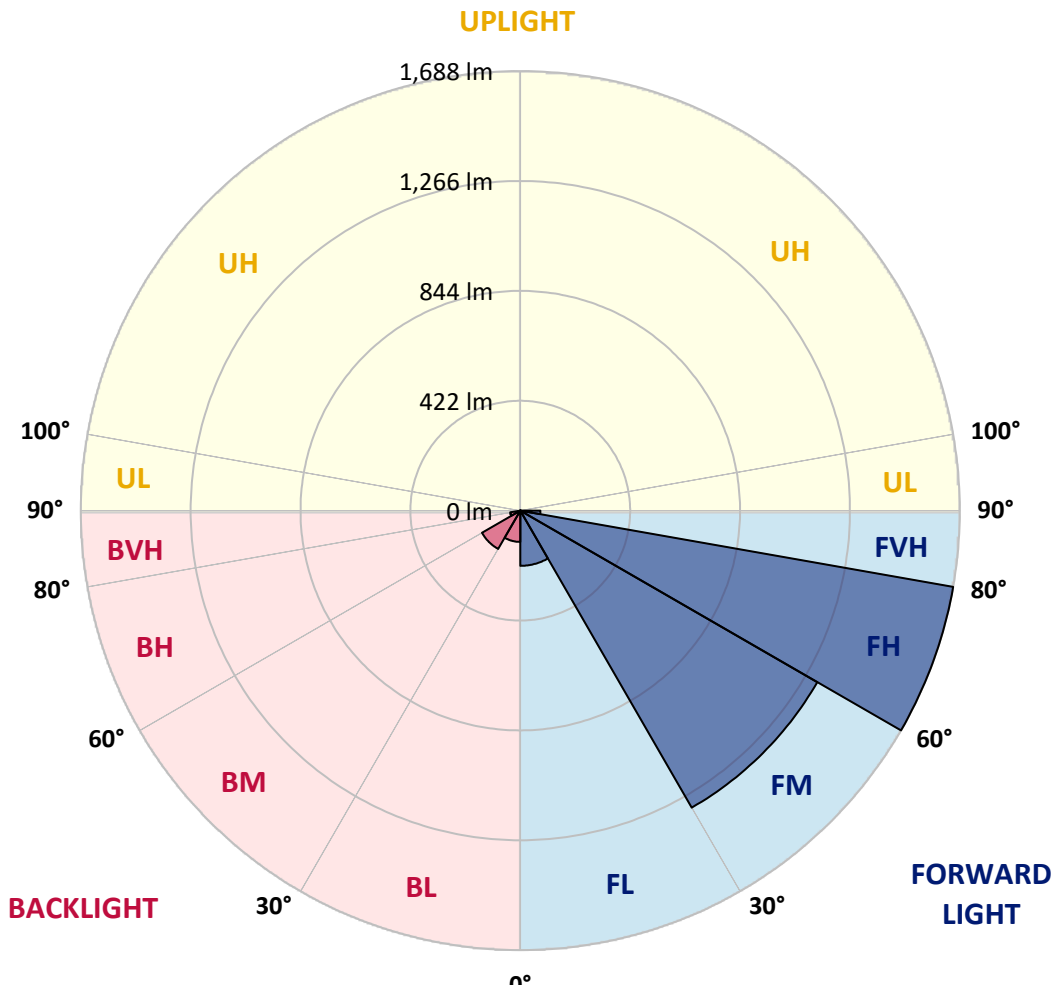
CATALOG NUMBER: GWC-SA1B-727-U-T4FT-HSS

**LUMINAIRE CLASSIFICATION SYSTEM LUMEN TABLE AND BUG RATING:**

Zone	Lumens	% Fixture	Zone Rating/Lumen Limit		
			B	U	G
FL (0°-30°)	212.1	5.9			
FM (30°-60°)	1317.2	36.3			
FH (60°-80°)	1688.0	46.6			G1/1800
FVH (80°-90°)	77.3	2.1			G1/100
BL (0°-30°)	120.2	3.3	B1/500		
BM (30°-60°)	170.1	4.7	B0/220		
BH (60°-80°)	39.5	1.1	B0/110		G0/110
BVH (80°-90°)	0.7	0.0			G0/10
UL (90°-100°)	0.0	0.0		U0/0	
UH (100°-180°)	0.0	0.0		U0/0	

**BUG Rating: B1-U0-G1**

Type IV Short





REPORT NUMBER: P385674

CATALOG NUMBER: GWC-SA1B-727-U-T4FT-HSS

**CANDELA DISTRIBUTION (FULL):**

	0°	5°	15°	25°	31°	35°	45°	55°	65°	75°	85°
0°	623.7	623.7	623.7	623.7	623.7	623.7	623.7	623.7	623.7	623.7	623.7
2.5°	591.0	593.5	596.2	596.7	601.2	601.3	607.7	612.5	617.3	621.9	623.5
5°	530.4	534.5	539.3	544.0	553.4	557.2	572.8	588.7	604.0	618.5	625.6
7.5°	465.6	470.2	477.0	488.9	499.3	506.6	531.3	559.7	588.0	614.8	630.3
10°	406.6	410.8	417.9	430.5	446.7	456.6	489.8	529.1	570.8	611.4	637.2
12.5°	369.0	371.3	375.2	388.7	403.2	414.4	453.4	502.2	556.6	611.3	648.3
15°	362.0	362.8	359.6	365.6	376.9	387.8	427.3	480.4	545.8	614.1	662.9
17.5°	373.0	372.7	362.0	361.3	370.4	379.3	414.6	465.3	538.2	620.7	681.7
20°	389.7	388.5	370.0	366.7	376.2	384.6	413.7	459.6	535.4	631.7	704.6
22.5°	411.9	409.8	380.8	377.3	387.6	396.3	424.7	465.1	537.8	646.4	731.2
25°	439.4	436.2	399.5	395.6	406.0	414.7	444.4	480.9	545.3	664.3	764.9
27.5°	470.4	465.8	429.3	419.2	431.0	440.1	470.6	505.0	557.0	683.3	806.2
30°	499.7	493.7	460.7	444.0	458.5	468.7	499.0	533.8	575.8	712.6	862.8
32.5°	529.1	522.4	488.7	468.8	482.0	493.0	528.3	573.3	611.1	757.3	938.0
35°	596.9	589.8	548.5	515.7	515.5	521.7	569.2	627.4	657.7	819.5	1027.8
37.5°	711.0	706.9	667.5	605.2	588.6	581.6	625.1	692.0	724.8	905.2	1129.1
40°	835.8	832.3	788.1	731.7	706.4	689.3	705.3	781.9	819.5	1009.9	1232.5
42.5°	976.9	960.0	881.3	864.4	841.7	828.7	814.4	892.8	935.9	1123.7	1335.0
45°	1104.9	1076.6	974.4	948.8	943.7	946.9	954.9	1041.8	1066.8	1259.1	1437.2
47.5°	1181.2	1158.9	1080.5	1056.0	1054.6	1075.7	1136.0	1210.1	1197.2	1377.0	1527.1
50°	1253.8	1233.5	1168.4	1174.5	1181.0	1209.8	1341.6	1383.3	1316.2	1484.0	1609.6
52.5°	1312.5	1281.6	1247.6	1281.4	1313.7	1360.0	1553.7	1538.6	1400.6	1569.2	1680.2
55°	1346.4	1332.3	1348.8	1382.9	1443.6	1518.8	1754.0	1668.0	1462.4	1646.9	1727.2
57.5°	1470.5	1443.0	1475.9	1505.3	1584.4	1689.6	1925.5	1764.3	1506.9	1694.9	1738.0
60°	1620.8	1598.6	1617.9	1666.9	1773.7	1897.3	2085.9	1842.9	1530.1	1725.8	1710.0
62.5°	1859.9	1830.6	1818.6	1873.4	2014.9	2149.9	2207.6	1897.3	1525.0	1712.1	1613.9
65°	2180.2	2149.9	2096.0	2145.7	2325.7	2421.0	2343.6	1908.8	1489.5	1601.6	1370.8
67.5°	2508.4	2486.4	2440.3	2524.0	2686.5	2717.2	2487.5	1880.8	1375.3	1298.6	968.5
70°	2725.2	2715.8	2745.8	2930.9	3075.9	3067.0	2619.5	1730.2	1071.9	798.6	479.1
72.5°	2568.9	2614.0	2835.3	3171.1	3348.2	3275.8	2551.7	1328.6	612.7	307.2	138.5
73°	2439.4	2497.1	2795.1	3180.2	3369.6	3290.3	2494.8	1219.5	522.2	242.5	105.0
75°	1697.1	1767.8	2314.0	2961.8	3269.2	3134.9	2079.5	746.4	242.0	107.5	42.4
77.5°	824.0	876.3	1274.2	2140.0	2542.5	2449.3	1294.6	278.1	109.3	67.2	19.5
80°	307.6	342.0	553.1	1089.1	1469.3	1507.8	569.4	105.2	72.7	54.1	9.9
82.5°	80.5	89.8	204.0	485.7	753.0	788.1	179.5	53.0	53.2	44.5	6.0
85°	25.7	29.4	63.7	218.0	354.8	311.5	46.8	25.7	38.7	33.2	3.4
87.5°	3.2	4.1	20.2	51.3	78.2	43.5	7.3	7.6	16.5	18.4	2.0
90°	0.0	0.0	0.0	0.0	0.0	0.0	0.0	0.0	0.0	0.0	0.0



REPORT NUMBER: P385674  
 CATALOG NUMBER: GWC-SA1B-727-U-T4FT-HSS

**CANDELA DISTRIBUTION (continued):**

	90°	95°	105°	115°	125°	135°	145°	155°	165°	175°	180°
0°	623.7	623.7	623.7	623.7	623.7	623.7	623.7	623.7	623.7	623.7	623.7
2.5°	625.1	624.2	624.4	619.8	616.8	610.7	604.5	601.7	598.7	597.4	598.7
5°	628.3	626.7	622.1	607.9	592.8	573.3	555.0	541.2	523.8	519.0	524.0
7.5°	633.3	630.1	616.6	587.7	554.2	516.9	475.0	444.5	419.5	403.4	409.2
10°	640.5	634.5	607.4	558.2	498.3	432.3	372.9	326.6	293.8	280.3	279.7
12.5°	652.8	641.4	596.0	519.9	430.0	342.0	264.1	213.9	187.3	170.1	169.8
15°	666.3	649.6	581.6	474.0	350.5	245.0	170.1	132.0	114.8	109.3	108.6
17.5°	682.8	659.0	563.0	417.4	267.3	162.3	111.0	100.0	99.3	98.8	98.8
20°	703.5	670.2	539.1	352.6	189.6	108.4	94.4	95.1	95.4	94.7	94.9
22.5°	727.6	681.5	510.5	283.1	128.2	90.6	90.3	91.2	91.5	91.2	91.4
25°	755.7	694.6	475.7	210.2	92.6	86.0	86.9	88.2	89.0	89.0	89.0
27.5°	790.4	710.6	433.9	146.7	80.0	81.2	83.7	86.0	87.3	87.6	87.6
30°	835.7	730.5	383.7	100.6	72.7	74.9	79.5	83.9	86.2	86.6	86.7
32.5°	892.8	752.8	325.5	74.3	66.5	68.1	73.1	80.5	85.0	85.7	85.7
35°	958.2	778.7	262.9	64.7	62.1	62.6	66.5	75.0	82.8	84.8	85.0
37.5°	1029.9	804.3	199.9	60.5	58.4	58.4	61.2	68.5	77.7	83.7	84.4
40°	1096.8	819.7	140.1	57.1	55.0	55.0	57.5	62.8	71.5	80.5	82.5
42.5°	1158.5	825.0	97.6	53.9	51.8	52.3	54.5	58.7	65.3	74.3	76.1
45°	1222.0	824.1	71.1	50.2	48.6	50.2	51.8	55.0	59.8	64.9	65.3
47.5°	1269.9	816.7	56.4	46.7	45.6	47.7	49.1	51.3	53.9	53.6	53.6
50°	1314.8	798.6	45.4	41.9	42.6	45.1	45.8	46.5	46.7	43.3	42.9
52.5°	1348.8	770.4	36.4	36.7	39.6	42.0	41.3	40.3	38.5	34.4	33.7
55°	1360.2	716.1	28.6	30.3	35.1	38.3	35.7	33.3	30.0	26.6	25.9
57.5°	1339.6	646.0	23.2	23.6	29.6	32.3	29.3	26.6	22.9	20.0	19.5
60°	1296.0	568.2	19.2	17.7	22.9	25.2	23.2	20.6	17.2	15.1	14.9
62.5°	1209.4	485.2	15.8	13.8	17.4	19.3	18.1	16.1	13.3	11.9	11.7
65°	1027.4	388.1	12.8	11.2	13.5	15.1	14.0	12.6	10.5	9.4	9.2
67.5°	717.2	262.4	10.5	9.2	10.6	11.9	11.0	10.3	8.3	8.2	8.3
70°	345.9	126.5	8.7	7.5	8.3	9.2	8.9	8.3	8.0	9.2	10.6
72.5°	99.2	42.4	6.9	6.2	6.7	7.3	7.6	7.5	8.7	11.2	12.9
73°	76.3	34.2	6.6	5.9	6.4	7.1	7.5	7.3	8.9	11.4	12.9
75°	32.6	16.5	5.0	4.8	5.3	6.2	6.6	6.6	8.9	11.5	12.4
77.5°	14.7	8.9	3.2	3.7	4.6	5.0	5.5	5.5	7.1	8.9	8.9
80°	8.3	4.8	2.5	2.8	3.4	3.4	3.4	3.0	3.2	3.5	3.9
82.5°	5.3	3.2	2.0	2.3	2.1	1.8	1.4	1.4	1.2	1.4	1.8
85°	3.0	1.8	1.8	1.4	0.9	0.7	0.9	0.7	0.2	0.0	0.2
87.5°	1.8	1.1	0.5	0.0	0.0	0.0	0.0	0.0	0.0	0.0	0.0
90°	0.0	0.0	0.0	0.0	0.0	0.0	0.0	0.0	0.0	0.0	0.0



Signify Classified - Internal  
Cooper Lighting Solutions Photometric Lab  
1121 Highway 74 South  
Peachtree City, GA 30269

Scaled Data Report



Report Generated By 670245982

Signify Classified - Internal  
Cooper Lighting Solutions Photometric Lab  
1121 Highway 74 South  
Peachtree City, GA 30269

Scaled Data Report



Signify Classified - Internal  
Cooper Lighting Solutions Photometric Lab  
1121 Highway 74 South  
Peachtree City, GA 30269

Scaled Data Report



Signify Classified - Internal  
Cooper Lighting Solutions Photometric Lab  
1121 Highway 74 South  
Peachtree City, GA 30269

Scaled Data Report





--- HS — SS

Signify Classified - Internal  
Cooper Lighting Solutions Photometric Lab  
1121 Highway 74 South  
Peachtree City, GA 30269

Scaled Data Report



u

Signify Classified - Internal  
Cooper Lighting Solutions Photometric Lab  
1121 Highway 74 South  
Peachtree City, GA 30269

Scaled Data Report



Signify Classified - Internal  
Cooper Lighting Solutions Photometric Lab  
1121 Highway 74 South  
Peachtree City, GA 30269

Scaled Data Report



(END OF REPORT)